

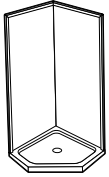
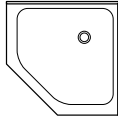
# Shower Order Form

FAX or Mail All Orders to US Marble: Fax: 989-561-2997  
7839 Costabella Ave., Remus, MI 49340 • Ph: 989-561-2293



## 1. Shower Bases (see page 10 & 11)

- 36" Neo-Angle Base
- 42" Neo-Angle w/ 21" x 21" Drain Pos.
- 42" Neo-Angle w/ 12" x 12" Drain Pos.



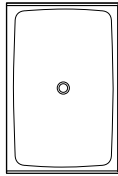
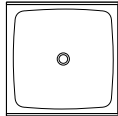
### Neo-Angle Wall Kit

Two panels for Neo-Angle Base above.  
Standard height 72"

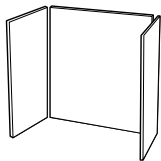
Custom Height: \_\_\_\_\_

Panels will have outer/top edges finished.

- 36" x 36" Square Base
- 36" x 48" Rectangular Base
- 42" x 60" Rectangular Base
- 36" x 60" Rectangular Base
- 32" x 48" Rectangular Base
- 32" x 60" w/ Integral Flange
- 32" x 60" w/ PVC Flange/Drain Left
- 32" x 60" w/ PVC Flange/Drain Right



### Wall Kits for Square & Rectangular Shower Bases:

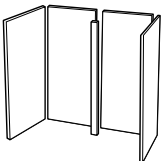


#### Three-Piece Shower Wall Kit

One back wall, Two end walls  
Standard height 72"

Custom Height: \_\_\_\_\_

Panels will have outer/top edges finished.



#### Five-Piece Shower Wall Kit

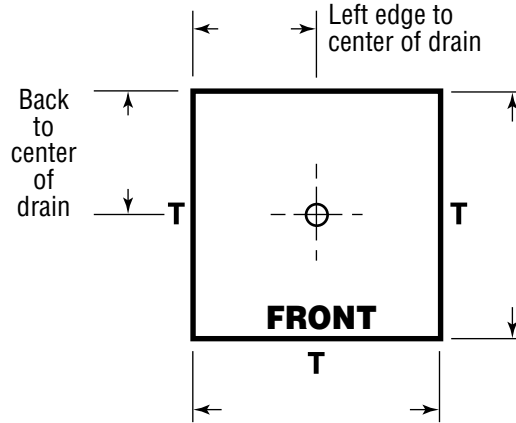
Two back walls, Two end walls,  
Center trim panel  
Standard height 72"

Custom Height: \_\_\_\_\_

Panels will have outer/top edges finished.

## 2. Custom Shower Floor (see page 11)

- Enter overall dimensions
- Indicate Threshold position by circling the "T" in the diagram below.



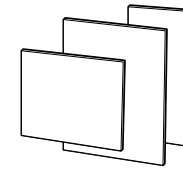
## 3. Thresholds (see page 11)

- Custom Threshold..... QTY: \_\_\_\_\_ Length: \_\_\_\_\_
- Handicap Threshold... QTY: \_\_\_\_\_ Length: \_\_\_\_\_

## 4. Custom Wall Panels

QTY: \_\_\_\_\_ Width: X Height:

\_\_\_\_\_ X \_\_\_\_\_  
 \_\_\_\_\_ X \_\_\_\_\_  
 \_\_\_\_\_ X \_\_\_\_\_  
 \_\_\_\_\_ X \_\_\_\_\_  
 \_\_\_\_\_ X \_\_\_\_\_



Panels will have outer/top edges finished.

## 5. Trim Pieces (see page 12)

- 10' Inside Corner Trim.... QTY: \_\_\_\_\_
- 10' Cap Trim ..... QTY: \_\_\_\_\_
- 10' Edge Trim ..... QTY: \_\_\_\_\_

## 6. Shower Accessories (see page 12)

- Corner Shelf
- Corner Shelf with Supports
- Corner Shower Seat - Style A
- Corner Shower Seat - Style B
- Soap & Shampoo Dish - Corner
- Recessed Soap & Shampoo Dish - Regular
- Recessed Soap & Shampoo Dish - Wide
- Recessed Soap & Shampoo Dish - Large
- Recessed Soap Dish
- Surface Mount Soap Dish

Indicate Height of Corner Seat Supports (14" Std.): \_\_\_\_\_

## 7. Indicate Color and Finish (see page 1)

Marble # \_\_\_\_\_ Granite # \_\_\_\_\_  Gloss  
 Solid Color # \_\_\_\_\_ Onyx # \_\_\_\_\_  Matte

## 8. Color-Coordinated Caulk (see page 13)

- 6-oz. Tubes - Color: \_\_\_\_\_ Qty: \_\_\_\_\_
- "Mist" and Installation Tool

### Total Your Order

NOTE: Page numbers on this form refer to the most recent US Marble Price Book.

Total: \$

Purchase Order # \_\_\_\_\_ Quote Only?

Dealer Name \_\_\_\_\_  Yes

Store Number \_\_\_\_\_  No

City & State \_\_\_\_\_

Order Placed by \_\_\_\_\_

Customer Name \_\_\_\_\_

Like natural marble, onyx, etc., there are variations in shade and veining. As with all manufacturers, there may be some variation from the sample you see to the final product. Samples may be too small to represent the full veining pattern. Each item is a unique product which is individually yours.